

## Review Article

# Chemical Constituents and Biological Properties of the Marine Soft Coral *Nephthea*: A Review (Part 1)

Faheem Amir\*, Yen Chin Koay and Wan Sinn Yam

*School of Chemical Sciences, Universiti Sains Malaysia, Penang 11800, Malaysia*

## Abstract

*The genus Nephthea is a member of the family Acyonaceae, subfamily Nephtheidae, and is distributed throughout the world mainly in the Indo-Pacific region. The genus Nephthea has been studied for its phytochemical constituents and these studies have resulted in the discovery of over a hundred compounds comprising amides, sesquiterpenes, diterpenes and steroids. Corresponding biological activities such as anti-inflammatory and cytotoxic activities have also been observed for some of the isolated constituents. Among the isolated constituents, steroids are the most abundant followed by diterpenes and sesqui biological activities reported for twelve species of the genus Nephthea, namely, N. albida, N. armata, N. bayeri, N. brassica, N. capnelliformis, N. crassica, N. elongata, N. erecta, N. hainansis, N. pacifica, N. chabrolii and N. sinulata. The purpose of the review is to draw greater attention to the potentials of soft corals as a source of new drugs and secondary metabolites.*

**Keywords:** *Marine corals, Acyonaceae, Nephtheidae, Nephthea, Sesquiterpenes, Diterpenes, Steroids*

Received: 16 May 2011

Revised accepted: 11 April 2012

---

\*Corresponding author: **Email:** [faheem.a42@gmail.com](mailto:faheem.a42@gmail.com)

## INTRODUCTION

Soft corals are an essential component of the coral reef ecosystem, and are an important source of secondary metabolites exhibiting diverse biological properties [1-6]. The family Nephtheidae is a rich source of secondary metabolites [7]. Investigations have shown that members of the *Nephthea* genus produce secondary metabolites such as sesquiterpenes, diterpenes and steroids (see Table 1a and b); their extracts and isolated constituents also possess certain biological activities, including cytotoxic and anti-inflammatory activities [7-12].

## CHEMICAL CONSTITUENTS AND BIOLOGICAL PROPERTIES

### *Nephthea albida*

Phytochemical investigations of *N. albida* have afforded five new compounds (Fig 1) including a long chain unsaturated

dihydroxyamide, N-[1-(hydroxymethyl)-2-hydroxy-(E,E)-3,7-dodecadienyl]-tricosanamide (**1**), a nortriterpenoid 29, 30-dinoroleanane-13,15,16,26-tetraol (**2**), two steroids, 24-methylene-27-methyl-26-ethylcholesterol (**3**) and 24-methylene-26,27-dimethyl cholesterol (albidasterol) (**4**), and a sesquiterpene nephalbidol (**5**) [13-17].

Yan *et al* prepared a formulation based on 24-methylene-cholest-3 $\beta$ ,5 $\alpha$ ,6 $\beta$ ,19-tetrol, isolated from *N. albida*, which is reported to exhibit neuroprotective property [18].

### *Nephthea armata*

Phytochemical examinations of the dichloromethane extract of the soft coral *N. armata*, afforded eight compound (Fig 2), including six new sesquiterpenoids, armatins A-E (**6-10**), and lemnal-1(10)-ene-2,12-dione (**11**), and two new 19-oxygenated ergosterols, armatinols A and B (**12-13**) [19].

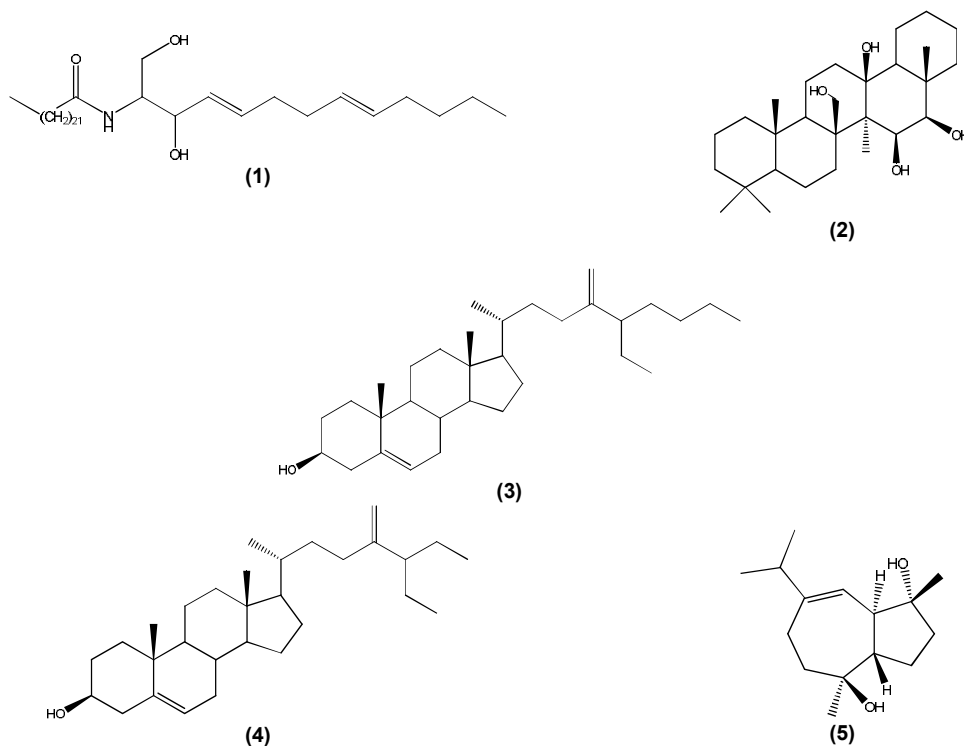


Fig 1: Compounds 1 - 5

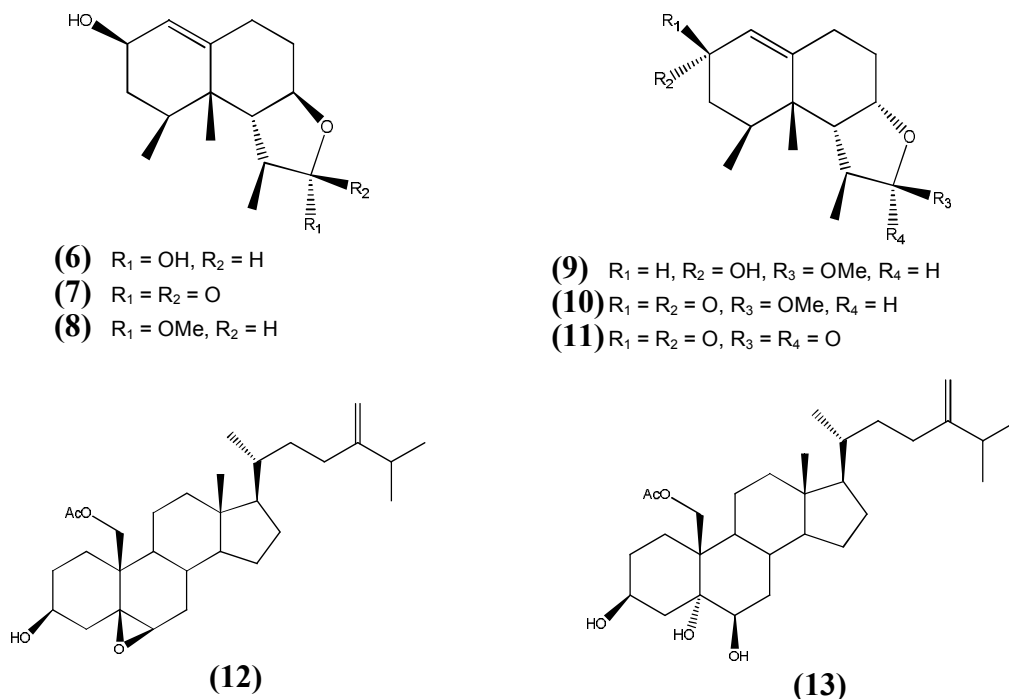


Fig 2: Compounds 6 - 13

### *Nephthea bayeri*

Li *et al* reported two steroidal compounds (Fig 3), 2 $\alpha$ ,3 $\beta$ ,15,16,19-Pentahydroxy-26,27-dinorergosta-4,7,24-trien-6-one (**14**), and 24-methyl-cholesta-5,24(28)-diene-3 $\beta$ ,7 $\beta$ ,19-triol (**15**), along with the previously known compounds, 24-methylcholesta-5,24(28)-diene-3 $\beta$ ,19-diol, 24-methylcholesta-5,24(28)-diol-3 $\beta$ -ol and 1-octadecyl-2,3-dihydroxypropyl ether, from the Chinese soft coral *N. bayeri* collected from the South China Sea [20-21]. Furthermore, five new polyoxygenated steroids, nanjiol A-E (**16-20**) were also reported from the soft coral *N. bayeri* [22,23].

### *Nephthea brassica*

Blackman *et al* reported five known diterpenes (Fig 4) 13-cembra-1,3,7,11-tetraen-13-ol, 13-cembra-1,3,7,11-tetraen-13-one, 15-acetoxycembra-3,7,11-triene, 10,15-diacetoxy-7,8-epoxycembra-3,11-diene, and 10-acetoxy-7,8-epoxycembra-3,11-diene from the soft coral *N. brassica* [24], while Liu

and Li reported the isolation of *N. brassica* a new polyhydroxylated steroid ergost-24(28)-ene-3 $\beta$ ,6 $\beta$ ,9,19-tetrol (**21**) from the Chinese soft coral, along with the known compounds N-2-(1,3,5-trihydroxyoctadecyl)-nonadecamide and N-2-(1,3-dihydroxyoctadecan-4-en)-hexadecamide [10,25].

Duh *et al* reported two new diterpenes, brassicolide (**22**) and brassicolene (**23**), and a sesquiterpene, (-)-4 $\alpha$ -O-acetyl-selin-11-en (**24**) along with the known compounds brassicolide acetate, cembrene A, (-)- $\beta$ -elemene, 2-hydroxynephtthenol, epoxycembrene A, nephtthenol and (-)-selin-11-en-4 $\alpha$ -ol from the formosan soft coral *N. brassica* [26-27].

Examinations of soft coral *N. brassica* led to the isolations of two known steroids 24-methylene-3 $\beta$ ,5 $\alpha$ ,6 $\beta$ ,19-tetrahydroxy-5 $\alpha$ -(cholestane) and 24-methylene-5 $\alpha$ -cholesten-3 $\beta$ ,7 $\beta$ ,19-triol. Both compounds were found to exhibit anti-inflammatory activities [28-29].

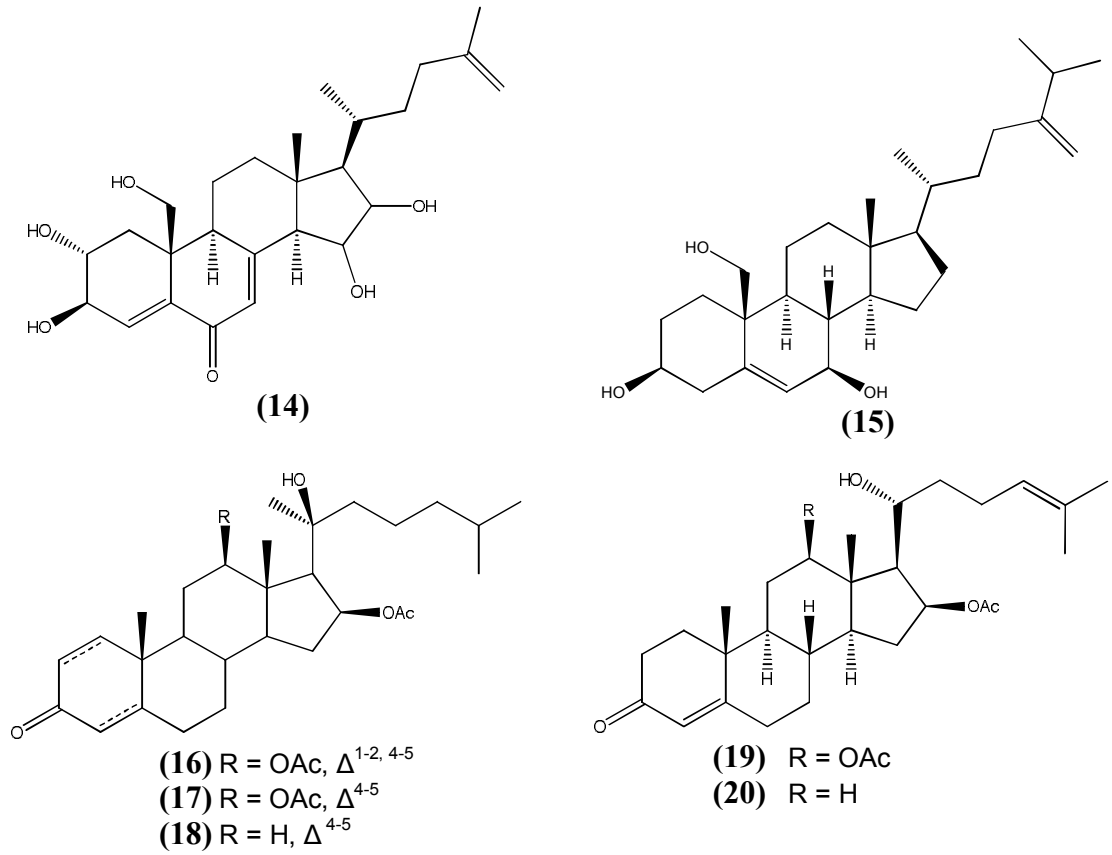


Fig 3: Compounds 14 - 20

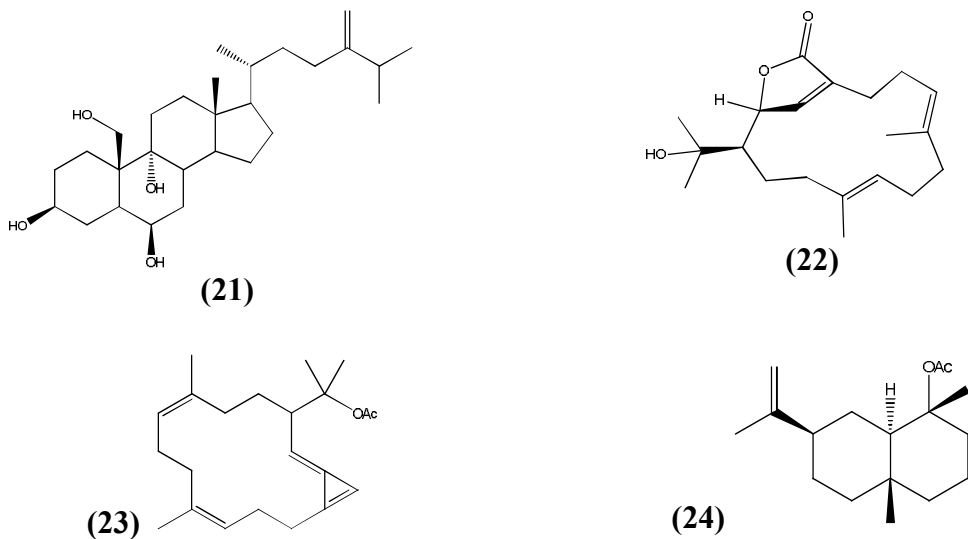


Fig 4: Compounds 21 - 24

***Nephthea capnelliformis***

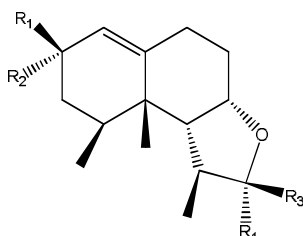
Li and Tan isolated from the soft coral *N. capnelliformis* two compounds 24-methylenecholestane-3 $\beta$ ,5 $\alpha$ ,6 $\beta$ ,19-tetrol and 24-methylene-5-cholesten-3,19-diol [30].

***Nephthea crassica***

An isolate of the soft coral *N. crassica* led to the identification of two steroids, 24-methylene-5-cholesten-3 $\beta$ ,7 $\beta$ ,19-triol and 24-methylenecholestane-3 $\beta$ ,5 $\alpha$ ,6 $\beta$ -19-tetrol [31].

***Nephthea elongata***

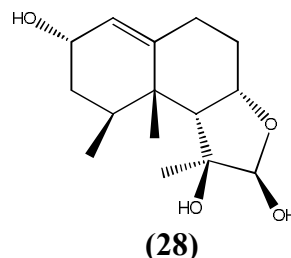
Wang and Duh isolated seven new sesquiterpenoids (Fig 5a and b), elongatols A-G (**25-31**) from the dichloromethane extract of the formosan soft coral *N. elongata*. Compounds **25** and **31** showed cytotoxic activity against P-388 cell line with ED<sub>50</sub> of 3.8 and 3.6  $\mu$ g/ml, respectively [32]. Compounds indicated cytotoxic activity against selected cancer cells. Furthermore, seven new diterpenoids, pacificins K-Q (**32-38**), were isolated from the dichloromethane extract of *N. elongata*. Compounds **32** and **33** showed cytotoxic activity against P-388 cell line with ED<sub>50</sub> of 3.2 and 2.6  $\mu$ g/ml, respectively [33].



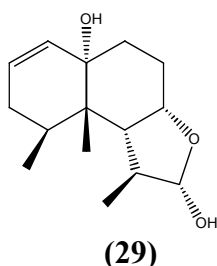
**(25)** R<sub>1</sub> = H, R<sub>2</sub> = OH, R<sub>3</sub> = H, R<sub>4</sub> = OH

**(26)** R<sub>1</sub> = H, R<sub>2</sub> = OH, R<sub>3</sub> = R<sub>4</sub> = O

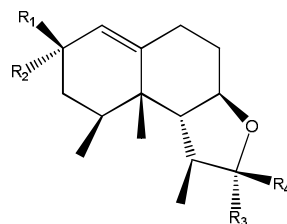
**(27)** R<sub>1</sub> = OH, R<sub>2</sub> = R<sub>3</sub> = H, R<sub>4</sub> = OH



**(28)**

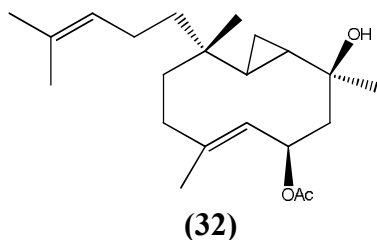


**(29)**

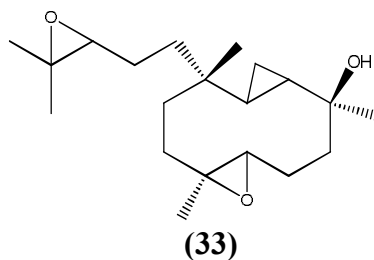


**(30)** R<sub>1</sub> = OH, R<sub>2</sub> = H, R<sub>3</sub> = OH, R<sub>4</sub> = H

**(31)** R<sub>1</sub> = R<sub>2</sub> = O, R<sub>3</sub> = OH, R<sub>4</sub> = H



**(32)**



**(33)**

**Fig 5a:** Compounds 25 - 33

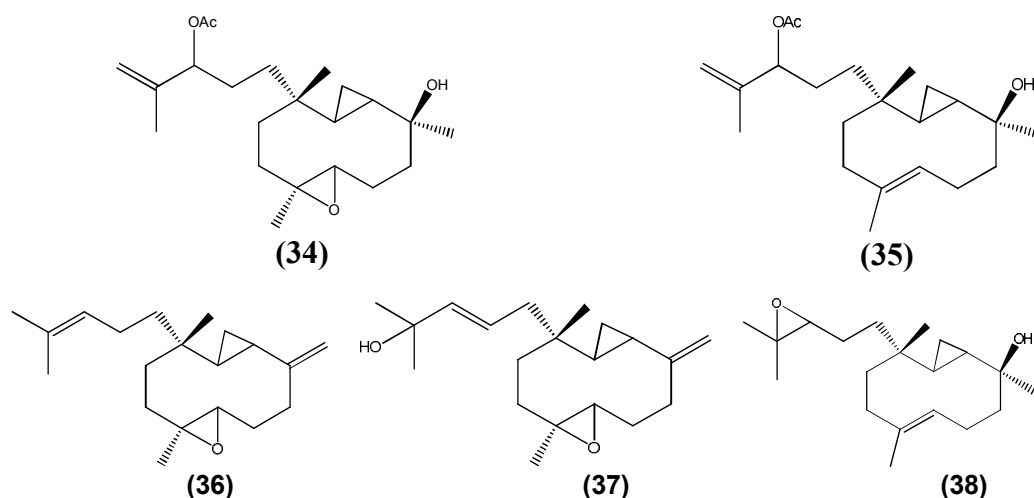


Fig 5b: Compounds 34 - 38

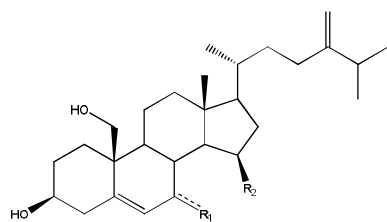
### *Nephthea erecta*

Duh *et al* reported two known steroids (Fig 6a and b) 24-methylcholesta-5,24(28)-diene-3 $\beta$ ,15 $\beta$ ,19-triol (**39**) and 24-methylcholesta-5,24(28)-diene-3 $\beta$ ,19-diol-7-one (**40**), and four known steroids 24-methylcholesta-5,24(28)-diene-3 $\beta$ ,19-diol, 24-methylcholesta-5,24(28)-diene-3 $\beta$ ,19-diol-7 $\beta$ -monoacetate, 24-methylcholesta-5,24(28)-diene-3 $\beta$ ,7 $\beta$ ,19-triol, and 24-methylcholesta-24(28)-ene-3 $\beta$ ,5 $\alpha$ ,6 $\beta$ ,19-tetraol the soft coral *N. erecta*. Some of the compounds showed significant cytotoxic activity toward the growth of A549, HT-29, KB, P-388 cells. Bio-guided isolation of the dichloromethane extracts of *N. erecta* led to the isolation of four cytotoxic steroids, 24-methylcholesta-5,24(28)-diene-3 $\beta$ ,19-diol, 24-methylcholesta-5,24(28)-diene-3 $\beta$ ,19-diol-7 $\beta$ -monoacetate, 24-methylcholesta-5,24(28)-diene-3 $\beta$ ,7 $\beta$ ,19-triol, and 24-methylcholesta-24(28)-ene-3 $\beta$ ,5 $\alpha$ ,6 $\beta$ ,19-tetraol [34-35].

Cheng *et al* isolated eight new steroids, erectasteroids (A-H) (**41-48**) from the acetone soluble fraction of soft coral *N. erecta*. Compound (**48**) showed cytotoxic activity against P-388 and HT-29 with ED<sub>50</sub> 3.8 and 4.7  $\mu$ g/mL, respectively [12]. Three new oxygenated ergostanoids, 3 $\beta$ ,23-

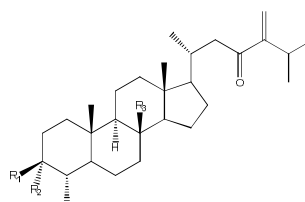
Ergosta-5,24(28)-diene-3,23-diol (**49**), 3 $\beta$ ,23-ergosta-5,24(28)-diene-3,23-diol (**50**) and 3 $\beta$ ,22-ergosta-5,24(28)-diene-3,17,22-triol (**51**), five new sesquiterpenes, 4 $\alpha$ ,8-5,6,7,8-tetrahydro-4 $\alpha$ ,8-dimethylnaphthalen-2(4 $\alpha$ H)-one (**52**), (+)-trans-calamenen-13-al (**53**) [9], 4,5,6,10-8-oxo-eudesm-6-en-5 $\alpha$ ,11-diol (**54**), 6,10-4,5-dioxo-11-methoxy-eudesm-6-ene (**55**) and 4,5,10-7-oxo-tri-nor-eudesm-5-en-4 $\beta$ -ol (**56**) [36], together with the known compounds (-)-aristolone and a (3 $\beta$ ,22S)-ergosta-5,24(28)-diene-3,17-diol, from the ethyl acetate extract of *N. erecta*. Compounds (**51**), (**54**), (**55**) and (**56**) showed cytotoxic activity against P-388 with ED<sub>50</sub> values 3.70, 2.60, 2.46, and 2.42  $\mu$ g/mL, respectively. Compound (**49**) showed significant anti-inflammatory activity by reducing the levels of the iNOS 45.8 $\pm$ 9.9 and COX-2 proteins 68.1 $\pm$ 2.3  $\mu$ g/mL [9, 36]. Some of them exhibited cytotoxic and anti-inflammatory activities

Examination of the acetone and methanol extracts of *N. erecta* also yielded five new sesquiterpenoids 5 $\beta$ ,8 $\beta$ -epidioxy-11-hydroxy-6-eudesmene (**57**), 5 $\beta$ ,8 $\beta$ -epidioxy-11-hydroperoxy-6-eudesmene (**58**), 3,4-epoxy-11-hydroxy-1-pseudoguaiene (**59**), 8 $\beta$ -hydroxyprespatane (**60**) and 8 $\beta$ -hydroperoxyprespatane (**61**) [37].



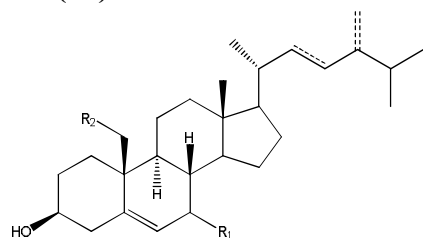
**(39)**  $R_1 = H, R_2 = OH$

**(40)**  $R_1 = O, R_2 = H$



**(41)**  $R_1 = OH, R_2 = R_3 = H$

**(42)**  $R_1 = R_2 = O, R_3 = OH$



**(43)**  $R_1 = OAc, R_2 = OH$

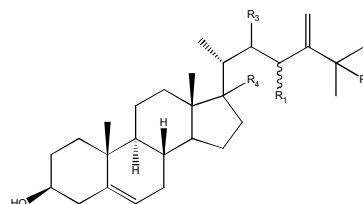
**(44)**  $R_1 = OAc, R_2 = OH, \Delta^{22-23}$

**(45)**  $R_1 = OAc, R_2 = OH, \Delta^{22-23, 24-28}$

**(46)**  $R_1 = R_2 = OH, \Delta^{22-23, 24-28}$

**(47)**  $R_1 = R_2 = OH, \Delta^{24-28}$

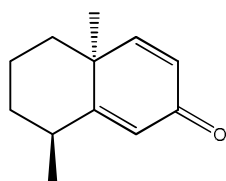
**(48)**  $R_1 = R_2 = OH, \Delta^{24-28}$



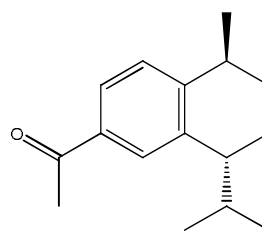
**(49)**  $R_1 = (S)\text{-OH}, R_2 = R_3 = R_4 = H$

**(50)**  $R_1 = (R)\text{-OH}, R_2 = R_3 = R_4 = H$

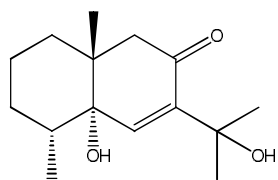
**(51)**  $R_1 = H, R_2 = H, R_3 = R_4 = OH$



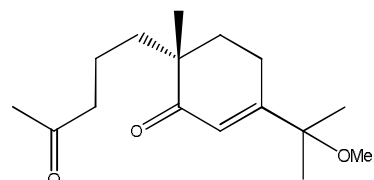
**(52)**



**(53)**



**(54)**



**(55)**

**Fig 6a:** Compounds 39 - 55

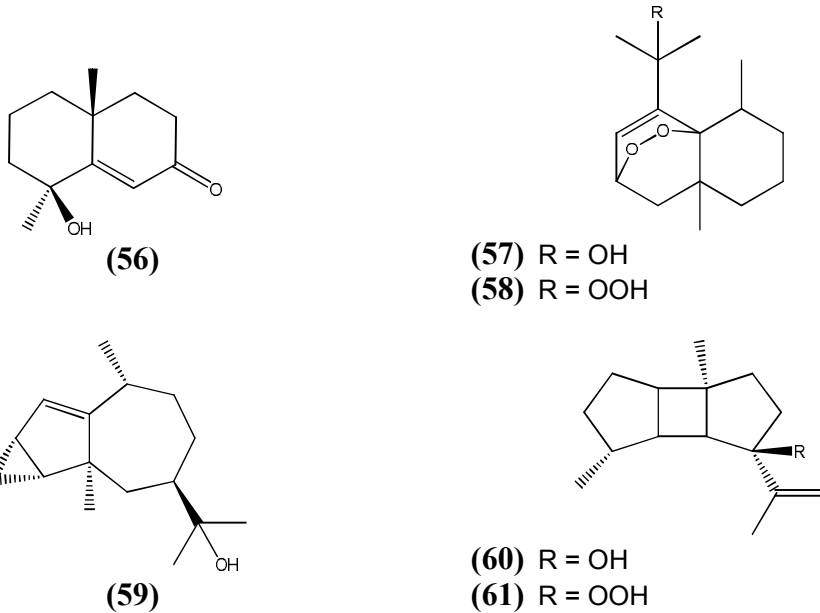


Fig 6b: Compounds 56-61

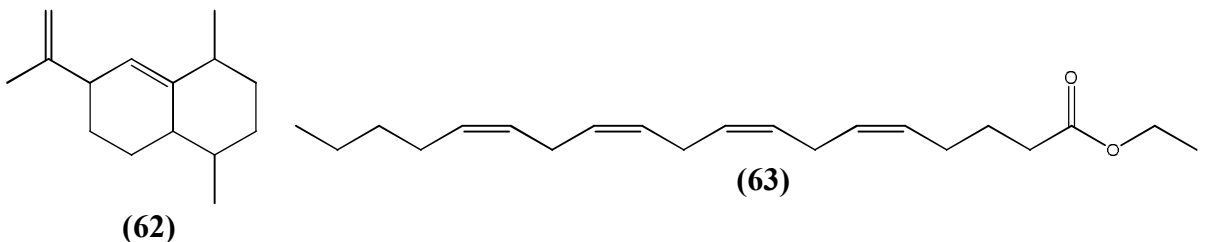


Fig 7: Compounds 62 and 63

### *Nephtea hainansis*

Two new compounds, (Fig 7) a pseudosesquiterpene, 7 $\alpha$ , 10 $\alpha$ -dimethyl-3 $\beta$ -isopropene-1,2-ene-octahydronaphthalene (**62**) and a poly unsaturated fatty acid, 5,8,11,14-Nonadecatetraenoic acid, ethyl ester (**63**) were isolated from the soft coral *N. hainansis* [38].

### *Nephtea pacifica*

El-Gamal *et al* isolated ten new prenylbicyclogermacrene diterpenoids (Fig 8), pacificins A-J (**64-73**) from the dichloromethane extract of soft coral *N.*

*pacifica*. Compounds (**66**) and (**71**) showed cytotoxic activity against P-388 with ED<sub>50</sub> values of 1.44 and 2.01  $\mu$ g/mL, respectively [39].

Some of the compounds exhibited potent cytotoxic activity.

### *Nephtea sinulata*

Liu *et al* reported a steroid (Fig 9) 24(28)-methylene-cholest-5-ene-3 $\beta$ ,7 $\beta$ ,19-triol-7 $\beta$ -monoacetate (**74**) from the soft coral *N. sinulata* [40].



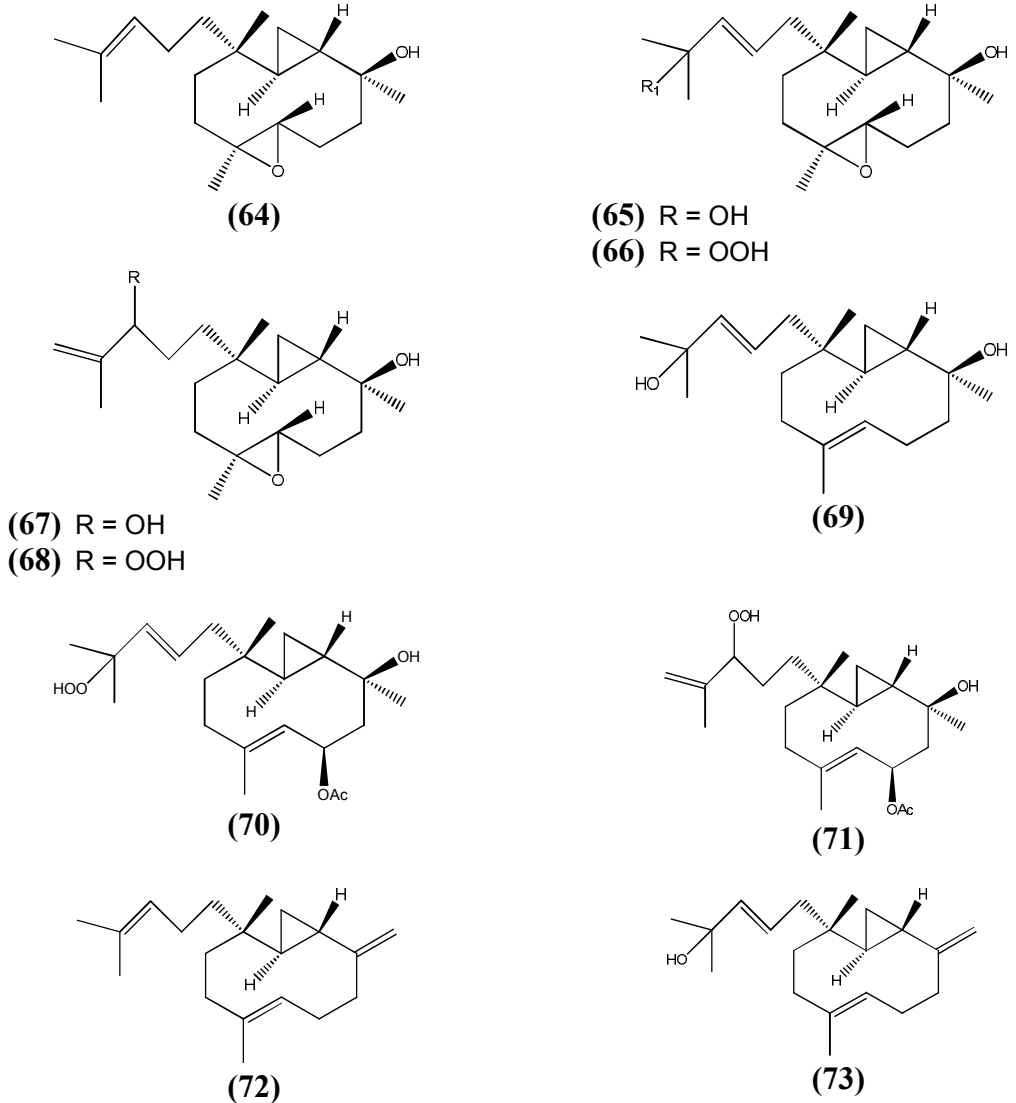


Fig 8: Compounds 64 - 73

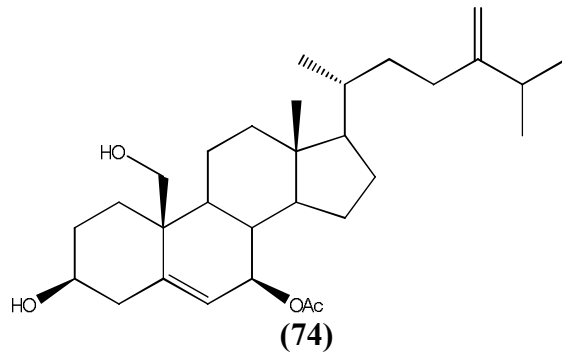


Fig 9: Compound 74

### Combined studies on the genus *Nephthea*

Investigations of the soft coral species of the *Nephthea* genus of the Indian Ocean afforded two new compounds - a new sesquiterpenoid 3,4-epoxyguaia-10(12)-ene (Fig 10) (**75**) and a new diterpenoid, 1-Benzocyclodecenol-decahydro-4,12 $\alpha$ -dimethyl-9-methylene-6-(1-methylethyl) (**76**). The known compounds, 9(15)-africanene, 9-aristolene, the ubiquitous batyl alcohol, 4 $\alpha$ -methylcholest-24(28)-en-3 $\beta$ -yl acetate, 4 $\alpha$ ,23,24-trimethylcholest-22-ene-3 $\beta$ -yl acetate, 3 $\beta$ ,7 $\beta$ , 19-trihydroxyergosta-5,24(28)-diene, 24-methylenecholestane-3 $\beta$ ,5 $\alpha$ ,6 $\beta$ -triol, 24-methylcholesta-7,25-diene-3 $\beta$ -ol, 24-ethylidenecholest-5-en-3 $\beta$ -ol and 24-ethylcholest-5-en-3 $\beta$ -ol, were also reported [41].

Isolation of the acetone extract of the soft coral *N. erecta* led to the isolation of a new calamenene-type sesquiterpene erectathiol (**77**) together with a known sesquiterpenoid, (+)-trans-calamenene. Work on soft coral *N. chabrolii* led to the isolation of two new compound a sec-germacrane sesquiterpene

2,6-3-isopropyl-6-methyl-10-oxoundeca-2,6-dienal (**78**) and a 19-norergosterol chabrosterol (**79**). The isolated compounds (**77**) and (**79**) showed potent anti-inflammatory activity by 10  $\mu$ M) significantly reducing the levels of the iNOS protein ( $58.0 \pm 6.5\%$  and  $12.4 \pm 2.9\%$ ) and COX-2 protein ( $108.7 \pm 4.5\%$  and  $45.2 \pm 5.4\%$ ). Compound (**77**) also showed moderate antimicrobial activity [7]. (1 and 3) showed potent anti-inflammatory and antimicrobial activities

Zeng *et al* reported two sterols 24-methylenecholestan-3 $\beta$ ,5 $\alpha$ ,6 $\beta$ ,19-tetrol (nephalsterol A) from the soft coral *N. albida*, and 24-methylenecholest-5-ene-3 $\beta$ ,7 $\beta$ ,19-triol (nephalsterol B) from the soft coral *N. tiexiexae* [42-43]. Nephalsterol-A and B were also isolated again from the soft coral of the genus *Nephthea* [44]. Four known steroids, 24-methylenecholesterol, 5 $\beta$ ,8 $\beta$ -epidioxy-11-hydroxy-6-eudesmene, 5 $\beta$ ,8 $\beta$ -epidioxy-11-hydroperoxy-6-eudesmene and 24-methylcholesta-5,24(28)-diene-3 $\beta$ ,19-diol-7 $\beta$ -monoacetate were isolated from the species of the genus *Nephthea* [45].

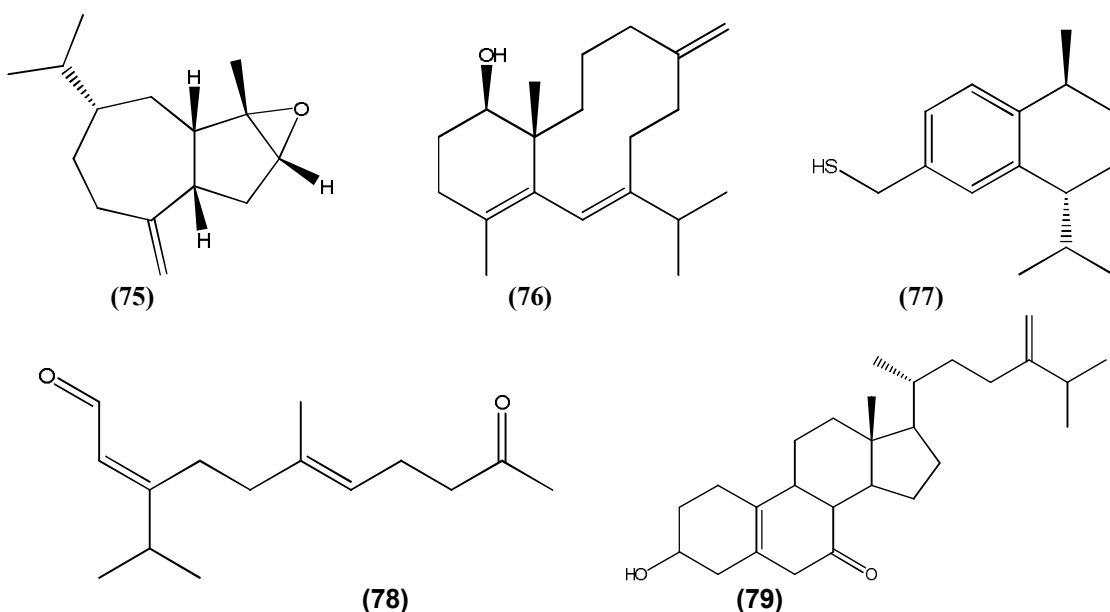


Fig 10: Compounds 75 – 79

**Table 1(a):** New chemical constituents from the genus *Nephthea*

Isolated compound	No.	Class	Species	Reference
N-[1-(hydroxymethyl)-2-hydroxy-(E,E)-3,7-dodecadienyl]-tricosanamide	1	Amide	<i>N. albida</i>	[14]
29, 30-Dinoroleanane-13,15,16,26-tetraol	2	Triterpene	<i>N. albida</i>	[15]
24-Methylene-27-methyl-26-ethylcholesterol	3	Steroid	<i>N. albida</i>	[13]
Albidasterol	4	Steroid	<i>N. albida</i>	[16]
Nephalbidol	5	Sesquiterpene	<i>N. albida</i>	[17]
Armatin A	6	Sesquiterpene	<i>N. armata</i>	[19]
Armatin B	7	Sesquiterpene	<i>N. armata</i>	[19]
Armatin C	8	Sesquiterpene	<i>N. armata</i>	[19]
Armatin D	9	Sesquiterpene	<i>N. armata</i>	[19]
Armatin E	10	Sesquiterpene	<i>N. armata</i>	[19]
Lemnal-1(10)-ene-2,12-dione	11	Sesquiterpene	<i>N. armata</i>	[19]
Armatinol A	12	Steroid	<i>N. armata</i>	[19]
Armatinol B	13	Steroid	<i>N. armata</i>	[19]
2 $\alpha$ ,3 $\beta$ ,15,16,19-Pentahydroxy-26,27-dinorergosta-4,7,24-trien-6-one	14	Steroid	<i>N. bayeri</i>	[21]
24-Methyl-cholesta-5,24(28)-diene-3 $\beta$ ,7 $\beta$ ,19-triol	15	Steroid	<i>N. bayeri</i>	[20]
Nanjiol A	16	Steroid	<i>N. bayeri</i>	[22]
Nanjiol B	17	Steroid	<i>N. bayeri</i>	[22]
Nanjiol C	18	Steroid	<i>N. bayeri</i>	[22]
Nanjiol D	19	Steroid	<i>N. bayeri</i>	[23]
Nanjiol E	20	Steroid	<i>N. bayeri</i>	[23]
Ergost-24(28)-ene-3 $\beta$ ,6 $\beta$ ,9,19-tetrol	21	Steroid	<i>N. brassica</i>	[25]
brassicolide	22	Diterpene	<i>N. brassica</i>	[26]
brassicolene	23	Diterpene	<i>N. brassica</i>	[27]
(-)-4 $\alpha$ -O-acetyl-selin-11-en	24	Sesquiterpene	<i>N. brassica</i>	[26]
Elongatol A	25	Sesquiterpene	<i>N. elongata</i>	[32]
Elongatol B	26	Sesquiterpene	<i>N. elongata</i>	[32]
Elongatol C	27	Sesquiterpene	<i>N. elongata</i>	[32]
Elongatol D	28	Sesquiterpene	<i>N. elongata</i>	[32]
Elongatol E	29	Sesquiterpene	<i>N. elongata</i>	[32]
Elongatol F	30	Sesquiterpene	<i>N. elongata</i>	[32]
Elongatol G	31	Sesquiterpene	<i>N. elongata</i>	[32]
Pacificin K	32	Diterpene	<i>N. elongata</i>	[33]
Pacificin L	33	Diterpene	<i>N. elongata</i>	[33]
Pacificin M	34	Diterpene	<i>N. elongata</i>	[33]
Pacificin N	35	Diterpene	<i>N. elongata</i>	[33]
Pacificin O	36	Diterpene	<i>N. elongata</i>	[33]
Pacificin P	37	Diterpene	<i>N. elongata</i>	[33]
Pacificin Q	38	Diterpene	<i>N. elongata</i>	[33]
24-Methylcholesta-5,24(28)-diene-3 $\beta$ ,15 $\beta$ ,19-triol	39	Steroid	<i>N. erecta</i>	[35]
24-Methylcholesta-5,24(28)-diene-3 $\beta$ ,19-diol-7-one	40	Steroid	<i>N. erecta</i>	[35]
Erectasteroid A	41	Steroid	<i>N. erecta</i>	[12]
Erectasteroid B	42	Steroid	<i>N. erecta</i>	[12]
Erectasteroid C	43	Steroid	<i>N. erecta</i>	[12]
Erectasteroid D	44	Steroid	<i>N. erecta</i>	[12]
Erectasteroid E	45	Steroid	<i>N. erecta</i>	[12]

Erectasteroid F	46	Steroid	<i>N. erecta</i>	[12]
Erectasteroid G	47	Steroid	<i>N. erecta</i>	[12]

**Table 1(b):** New chemical constituents from the genus *Nephthea* (contd)

Isolated compound	No.	Class	Species	Reference
Erectasteroid H	48	Steroid	<i>N. erecta</i>	[12]
3 $\beta$ ,23-Ergosta-5,24(28)-diene-3,23-diol	49	Steroid	<i>N. erecta</i>	[9]
3 $\beta$ ,23-Ergosta-5,24(28)-diene-3,23-diol	50	Steroid	<i>N. erecta</i>	[9]
3 $\beta$ ,22-Ergosta-5,24(28)-diene-3,17,22-triol	51	Steroid	<i>N. erecta</i>	[9]
4 $\alpha$ ,8-5,6,7,8-Tetrahydro-4 $\alpha$ ,8-dimethylnaphthalen-2(4 $\alpha$ H)-one	52	Sesquiterpene	<i>N. erecta</i>	[9]
(+)-Trans-calamenen-13-al	53	Sesquiterpene	<i>N. erecta</i>	[9]
4,5,6,10-8-Oxo-eudesm-6-en-5 $\alpha$ ,11-diol	54	Sesquiterpene	<i>N. erecta</i>	[36]
6,10-4,5-Dioxo-11-methoxy-eudesm-6-ene	55	Sesquiterpene	<i>N. erecta</i>	[36]
4,5,10-7-Oxo-tri-nor-eudesm-5-en-4 $\beta$ -ol	56	Sesquiterpene	<i>N. erecta</i>	[36]
5 $\beta$ ,8 $\beta$ -Epidioxy-11-hydroxy-6-eudesmene	57	Sesquiterpene	<i>N. erecta</i>	[37]
5 $\beta$ ,8 $\beta$ -Epidioxy-11-hydroperoxy-6-eudesmene	58	Sesquiterpene	<i>N. erecta</i>	[37]
3,4-Epoxy-11-hydroxy-1-pseudoguaiene	59	Sesquiterpene	<i>N. erecta</i>	[37]
8 $\beta$ -Hydroxyprespatane	60	Sesquiterpene	<i>N. erecta</i>	[37]
8 $\beta$ -Hydroperoxyprespatane	61	Sesquiterpene	<i>N. erecta</i>	[37]
7 $\alpha$ ,10 $\alpha$ -Dimethyl-3 $\beta$ -isopropene-1,2-ene-octahydronaphthalene	62	Sesquiterpene	<i>N. hainansis</i>	[38]
5,8,11,14-Nonadecatetraenoic acid, ethyl ester	63	Sesquiterpene	<i>N. hainansis</i>	[38]
Pacificin A	64	Diterpene	<i>N. pacifica</i>	[39]
Pacificin B	65	Diterpene	<i>N. pacifica</i>	[39]
Pacificin C	66	Diterpene	<i>N. pacifica</i>	[39]
Pacificin D	67	Diterpene	<i>N. pacifica</i>	[39]
Pacificin E	68	Diterpene	<i>N. pacifica</i>	[39]
Pacificin F	69	Diterpene	<i>N. pacifica</i>	[39]
Pacificin G	70	Diterpene	<i>N. pacifica</i>	[39]
Pacificin H	71	Diterpene	<i>N. pacifica</i>	[39]
Pacificin I	72	Diterpene	<i>N. pacifica</i>	[39]
Pacificin J	73	Diterpene	<i>N. pacifica</i>	[39]
24(28)-Methylene-cholest-5-ene-3 $\beta$ ,7 $\beta$ ,19-triol-7 $\beta$ -monoacetate	74	Steroid	<i>N. sinulata</i>	[40]
3,4-epoxyguaia-10(12)-ene	75	Sesquiterpene		[41]
1-Benzocyclodecenol-decahydro-4,12 $\alpha$ -dimethyl-9-methylene-6-(1-methylethyl)	76	Diterpene		[41]
erectathiol	77	Sesquiterpene	<i>N. erecta</i>	[7]
2,6-3-isopropyl-6-methyl-10-oxoundeca-2,6-dienal	78	Sesquiterpene	<i>N. chabrolii</i>	[7]
chabrosterol	79	Steroid	<i>N. chabrolii</i>	[7]

## CONCLUSION

The genus *Nephthea* is a rich source of new secondary metabolites, some of which could be artefacts or breakdown products of the mother compounds during isolation processes since it has been an important target of many chemical and pharmacological investigations. Only a limited number of studies have been conducted on certain species including *N. albida*, *N. armata*, *N.*

*bayeri*, *N. brassica*, *N. capnelliformis*, *N. crassica*, *N. hainansis*, *N. pacifica* and *N. Sinulata*. Thus, it would be useful to conduct bioguided chemical investigations on these species for the purpose of isolating new secondary metabolites for new drug discovery and development.

## ACKNOWLEDGEMENT

The authors would like to acknowledge support for this work through a research grant (no. 1001/PKIMIA/811187); and the authors (F.A.) and (Y.C.K.) are also grateful to Universiti Sains Malaysia for the USM fellowship awards.

## REFERENCES

1. John Faulkner D. Marine natural products. *Natural Product Reports*, 1999; 16(2): 155-198.
2. Bowden BF, Coll JC, Mitchell SJ. Studies of Australian soft corals. XXI. A new sesquiterpene from *Nephthea chabrolii* and an investigation of the common clam *Tridacna maxima*. *Australian Journal of Chemistry*, 1980; 33(8): 1833-1839.
3. Simmons TL, Andrianasolo E, McPhail K, Flatt P, Gerwick WH. Marine natural products as anticancer drugs. *Molecular Cancer Therapeutics*, 2005; 4(2): 333-342.
4. Blunt JW, Copp BR, Munro MHG, Northcote PT, Prinsep MR. Marine natural products. *Natural Product Reports*, 2003; 20(1): 1-48.
5. Blunt JW, Copp BR, Hu W-P, Munro MHG, Northcote PT, Prinsep MR. Marine natural products. *Natural Product Reports*, 2009; 26(2): 170-244.
6. Chanmethakul T, Chansang H, Watanasit S. Soft coral (Cnidaria: Alcyonacea) distribution patterns in Thai waters. *Zoological Studies*, 2010; 49(1): 72-84.
7. Cheng S-Y, Huang Y-C, Wen Z-H, Chiou S-F, Wang S-K, Hsu C-H, Dai C-F, Duh C-Y. Novel sesquiterpenes and noregosterol from the soft corals *Nephthea erecta* and *Nephthea chabroli*. *Tetrahedron Letters*, 2009; 50(7): 802-806.
8. Cheng S-Y, Huang K-J, Wang S-K, Wen Z-H, Hsu C-H, Dai C-F, Duh C-Y. New Terpenoids from the Soft Corals *Sinularia capillosa* and *Nephthea chabroli*. *Organic Letters*, 2009; 11(21): 4830-4833.
9. Cheng S-Y, Wen Z-H, Wang S-K, Chiang MY, El-Gamal AAH, Dai C-F, Duh C-Y. Revision of the absolute configuration at C(23) of lanostanoids and isolation of secondary metabolites from formosan soft coral *Nephthea erecta*. *Chemistry & Biodiversity*, 2009; 6(1): 86-95.
10. Li R, Liu Q. Studies on the chemical constituents of the Chinese soft coral (*Nephthea brassica*)-Structures of two ceramides. *Zhongguo Haiyang Yaowu*, 1996; 15(3): 10-13.
11. Patra A, Majumdar A. Secondary metabolites of a soft coral (*Nephthea* sp.) of the Bay of Bengal. *ARKIVOC* (Gainesville, FL, United States), 2003; 9): 133-139.
12. Cheng S-Y, Dai C-F, Duh C-Y. New 4-methylated and 19-oxygenated steroids from the Formosan soft coral *Nephthea erecta*. *Steroids*, 2007; 72(8): 653-659.
13. Fu J. Isolation and structural determination of a new marine sterol. *Huanan Ligong Daxue Xuebao, Ziran Kexueban*, 1994; 22(3): 120-123.
14. Fu J, Long K. Study on the Chinese soft corals (N-D). *Huanan Ligong Daxue Xuebao, Ziran Kexueban* 1991; 19(1): 9-14.
15. Fu J, Zhang M. Studies on the chemical constituents of the Chinese soft corals. *Huanan Ligong Daxue Xuebao, Ziran Kexueban*, 1995; 23(2): 120-124.
16. Long K, Fu J. Studies on the chemical constituents of the Chinese soft coral *Nephthea albida*. *Xiangtan Daxue Ziran Kexue Xuebao*, 1989; 11(3): 79-84.
17. Su J-Y, Kuang Y-Y, Zeng L-M. Two new marine sesquiterpenes. *Huaxue Xuebao*, 2003; 61(7): 1097-1100.
18. Yan G, Qiu P, Huang Y, Yin W, Su X, Liu A, Sang H, Cai X. The application of marine steroid in preparing the medicine of treating neurons injury. Chinese patent application WO 2006-CN2235 20060831, 2008.
19. El-Gamal AAH, Wang S-K, Dai C-F, Duh C-Y. New nardosinanes and 19-oxygenated ergosterols from the soft coral *Nephthea armata* collected in Taiwan. *Journal of Natural Products*, 2004; 67(9): 1455-1458.
20. Li R, Wen W, Wang B. Studies on the chemical constituents of the Chinese soft coral *Nephthea bayeri*. *Zhongguo Haiyang Yaowu* 1996; 15(4): 5-12.
21. Li R, Wen W, Zhang W, Wang B, Deng Y. Study on chemical constituents of Chinese soft coral *Nephthea bayeri*-Isolation and determination of an ecdysone-like polyhydroxysterol. *Zhongshan Daxue Xuebao, Ziran Kexueban*, 1996; 35(6): 1-5.
22. Shao Z-Y, Zhu D-Y, Guo Y-W. Nanjiols A-C, new steroids from the Chinese soft coral *Nephthea bayeri*. *Journal of Natural Products*, 2002; 65(11): 1675-1677.
23. Yan XH, Guo YW. Nanjiols D and E, two new uncommon steroids from the Chinese soft coral *Nephthea bayeri*. *Chinese Chemical Letters* 2005; 16(3): 356-358.
24. Blackman A, Bowden B, Coll J, Frick B, Mahendran M, Mitchell S. Studies of Australian soft corals. XXIX. Several new cembranoid diterpenes from *Nephthea brassica* and related diterpenes from a Sarcophyton species. *Australian Journal of Chemistry*, 1982; 35(9): 1873-1880.
25. Liu Q, Li R. Study on chemical constituents of Chinese soft coral. (37) Structure of a novel polyhydroxylated steroid. *Zhongguo Haiyang Yaowu*, 1999; 18(1): 13-15.
26. Duh C-Y, Wang S-K, Weng Y-L, Chiang MY, Dai C-F. Cytotoxic terpenoids from the Formosan soft coral *Nephthea brassica*. *Journal of Natural Products*, 1999; 62(11): 1518-1521.

27. Duh C-Y, Wang S-K, Weng Y-L. Brassicolene, a novel cytotoxic diterpenoid from the Formosan soft coral *Nephthea brassica*. *Tetrahedron Letters*, 2000; 41(9): 1401-1403.
28. Wang Z, Xu S, Liu Q, Li R. Anti-inflammation actions of soft coral cholestane. *Redai Haiyang*, 1999; 18(2): 27-32.
29. Xu S, Hu Q, Zhao J, Wang Z, Liu Q. Anti-inflammatory action of 24-methylene-5 $\alpha$ -cholesten-3 $\beta$ ,7 $\beta$ ,19-triol. *Zhongcaoyao*, 1997; 28(7): 410-413.
30. Li R, Tan G. Chemical constituents of the Chinese soft coral *Nephthea capnelliformis*. *Zhongguo Haiyang Yaowu*, 1993; 12(4): 1-7.
31. Li R, Lu J. Studies on chemical constituents of the Chinese soft coral *Nephthea crassica*. *Zhongguo Haiyang Yaowu*, 1997; 16(2): 1-5.
32. Wang S-K, Duh C-Y. Nardosinane sesquiterpenoids from the formosan soft coral *Nephthea elongata*. *Chemical & Pharmaceutical Bulletin*, 2007; 55(5): 762-765.
33. El-Gamal AAH, Wang S-K, Duh C-Y. Prenylbicyclogermacrane Diterpenoids from the Formosan Soft Coral *Nephthea elongata*. *Chemical & Pharmaceutical Bulletin*, 2007; 55(6): 890-893.
34. Duh C-Y, Wang S-K, Chu M-J, Dai C-F, Sheu J-H. Bioactive sterols from the Formosan soft coral *Nephthea erecta*. *Taiwan Shuichan Xuehuikan*, 1997; 24(2): 127-135.
35. Duh C-Y, Wang S-K, Chu M-J, Sheu J-H. Cytotoxic Sterols from the Soft Coral *Nephthea erecta*. *Journal of Natural Products*, 1998; 61(8): 1022-1024.
36. Cheng S-Y, Wang S-K, Wen Z-H, Dai C-F, Duh C-Y. Three new eudesmanoids from the Formosan soft coral *Nephthea erecta*. *Journal of Asian Natural Products Research*, 2009; 11(11): 967-973.
37. Cheng S-Y, Dai C-F, Duh C-Y. Sesquiterpenoids and Artificial 19-oxygenated steroids from the formosan soft coral *Nephthea erecta*. *Journal of Natural Products*, 2007; 70(9): 1449-1453.
38. Li GQ, Li X, Deng ZW, Guan HS, Lin WH. Two new constituents from the soft coral *Nephthea hainansis*. *Chinese Chemical Letters*, 2005; 16(4): 494-496.
39. El-Gamal AAH, Wang S-K, Dai C-F, Chen IG, Duh C-Y. Prenylbicyclogermacrane diterpenoids from the formosan soft coral *Nephthea pacifica*. *Journal of Natural Products*, 2005; 68(1): 74-77.
40. Liu J, Zeng L, Wu D. A new sterol from the marine soft coral *Nephthea sinulata*. *Gaodeng Xuexiao Huaxue Xuebao*, 1992; 13(3): 355-357.
41. Anjaneyulu ASR, Murthy MVRK. Two new terpenoid derivatives from a new soft coral species of the *Nephthea* genus of the Indian Ocean. *Indian Journal of Chemistry, Section B: Organic Chemistry Including Medicinal Chemistry* 2000; 39B(1): 42-56.
42. Zeng L, Wang G, Li F, Zhong Y. 24-Methylenecholestane-3 $\beta$ ,5 $\alpha$ ,6 $\beta$ ,19-tetraol - A new polyhydroxylated sterol with rare 19-hydroxyl group. *Gaodeng Xuexiao Huaxue Xuebao*, 1991; 12(7): 910-911.
43. Zeng L, Wang G, Ma L, Tu G. Studies on the chemical structure of nephalsterol-B. *Gaodeng Xuexiao Huaxue Xuebao*, 1992; 13(3): 341-342.
44. Wang G, Li F, Zeng L, Ma L, Tu G. Structure determination of nephalsterol A and B with 19-hydroxy group from soft corals *Nephthea*. *Gaodeng Xuexiao Huaxue Xuebao*, 1992; 13(5): 623-627.
45. Ishii T, Ueoka R, Matsunaga S, Vairappan CS. Bioactive secondary metabolites from the Bornean soft corals of the Genus *Nephthea*. *Malaysian Journal of Science* 2010; 29(3): 262-268.